BUSINESS ANALYSIS

Sprout — end-to-end prototype flow · screens embedded

Same flows as the base BA document, with each step showing the actual prototype screen.
The attached version is dual-alongside-mobile.

`8 starting screens` · `10 screen frames` · `108 screen-to-screen`

KEY

- Start / End — Sprout launch or terminal page
- Screen / step — a frame in the user flow
- Decision — branch, gate, or user choice in a screen
- System / automatic — a system action (timer, validation)
- Overlay / modal — dismiss to a screen underneath
- Not prototyped — not in the prototype, assumed from the description

1.1 End-to-end journey

The whole prototype at a glance — first-session, then a persistent hub with five destinations.

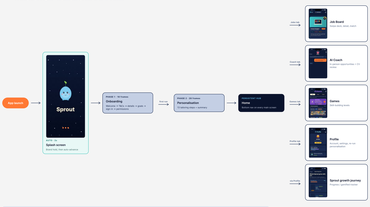

HOW TO READ THIS

- Solid arrows are the main flow; dashed arrows are secondary navigation.
- Repeated screen names (e.g. 3 tips in onboarding) are collapsed into one node with the variant count shown.
- All five hub destinations return to Home via the bottom navigation, so those return arrows are omitted to keep the diagram readable.

1.2 Onboarding & account creation

Screens 1–5 (welcome, name, terms, email, verification) + Screens 6–7 (profile, onboarding). Quick navigation available on every step from Tab2 screens.

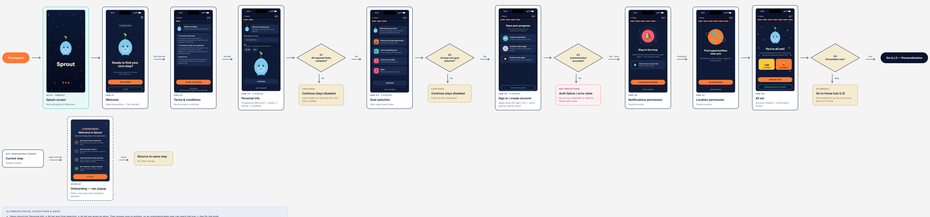

ALTERNATE PATHS, EXCEPTIONS & GAPS

- Same welcome / Personal info / email selection / 1-of-all-six-value-at-step. They bypass sign-in entirely, on an unauthenticated user (we reach the hub — Tap 1 for the hub).
- Permission handling: only the granted path is prototyped. Denied / "Ask later" outcomes for notifications and location have no screens and need defining.
- Sign-in flagged since BA 1.0 (resume an in-progress 5-screen run) and deliberately left unbuilding, so only OAR and account recovery screens are outside the prototype.
- Timed transitions: Splash, 1 Welcome and Sign in. A fast/slow path here is a design rather than a user action, according to the screen-and-state-machine.

1.3 Personalisation

Screen "Personalisation" · 20 frames · 10 cards. Reach from the hub via the prompt card or a contextual/deferred path — the same validation gate reaches all of this.

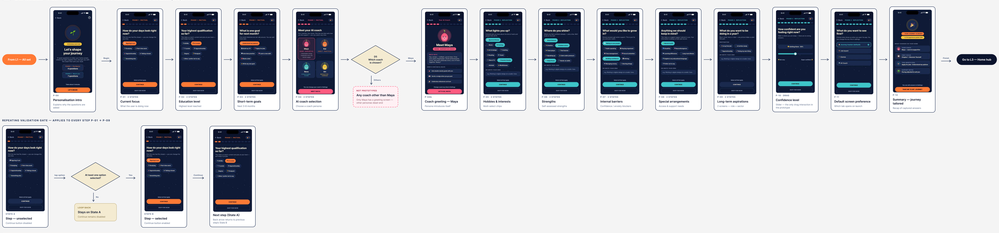
Reach 1 — all paths
Personalisation intro
Sprout — 0 / 5 · 1 / 5 · 2 / 5 · 3 / 5 · 4 / 5
Let's shape your experience
Continue
Skip
Skip
Step 1 — role focus
Sprout — 0 / 5 · 1 / 5 · 2 / 5 · 3 / 5 · 4 / 5
What do you mainly do?
Role
Continue
Skip
Skip
Step 2 — role detail
Sprout — 0 / 5 · 1 / 5 · 2 / 5 · 3 / 5 · 4 / 5
How long have you been in this role?
Seniority
Continue
Skip
Skip
Step 3 — goals
Sprout — 0 / 5 · 1 / 5 · 2 / 5 · 3 / 5 · 4 / 5
What are your goals right now?
Goals
Continue
Skip
Skip
Step 4 — job preferences
Sprout — 0 / 5 · 1 / 5 · 2 / 5 · 3 / 5 · 4 / 5
What's your 30 scope
Preferences
Continue
Skip
Skip
Is it complete?
Yes
No
Return
Auto-resume
Auto-resume after Step 4 (opening Step 1 — role focus) or Step 5 (opening Step 6 — role detail)
Coach greeting — Maya
Sprout — 0 / 5 · 1 / 5 · 2 / 5 · 3 / 5 · 4 / 5
Maya
Hi, I'm Maya. I'm your career coach. I'm here to help you find your next role, prepare for interviews, and keep your job search moving.
Let's go
Skip
Skip
Step 5 — current interests
Sprout — 0 / 5 · 1 / 5 · 2 / 5 · 3 / 5 · 4 / 5
What fuels you right now?
Interests
Continue
Skip
Skip
Step 6 — pitch
Sprout — 0 / 5 · 1 / 5 · 2 / 5 · 3 / 5 · 4 / 5
Where do you pitch?
Pitch
Continue
Skip
Skip
Step 7 — work style
Sprout — 0 / 5 · 1 / 5 · 2 / 5 · 3 / 5 · 4 / 5
How would you like to grow?
Work style
Continue
Skip
Skip
Step 8 — salary
Sprout — 0 / 5 · 1 / 5 · 2 / 5 · 3 / 5 · 4 / 5
Anything our circle should know?
Salary
Continue
Skip
Skip
Step 9 — comments
Sprout — 0 / 5 · 1 / 5 · 2 / 5 · 3 / 5 · 4 / 5
Where do you want to be in 3 years?
Comments
Continue
Skip
Skip
Step 10 — applications
Sprout — 0 / 5 · 1 / 5 · 2 / 5 · 3 / 5 · 4 / 5
How confident are you in your current job?
Applications
Continue
Skip
Skip
Confidence level
Sprout — 0 / 5 · 1 / 5 · 2 / 5 · 3 / 5 · 4 / 5
What do you want to see first when you open Home?
Confidence level
Save
Skip
Skip
Default screen preference
Sprout — 0 / 5 · 1 / 5 · 2 / 5 · 3 / 5 · 4 / 5
Summary — journey started
Sprout — 0 / 5 · 1 / 5 · 2 / 5 · 3 / 5 · 4 / 5
Finish
Skip
Skip
Finish
Go to 1.2 — Home hub
Finish
Skip
Skip
Finish
Finish
Skip
Skip
Finish
Finish
Skip
Skip
Finish